




Poly VVX D230
Wireless Handset & Charger

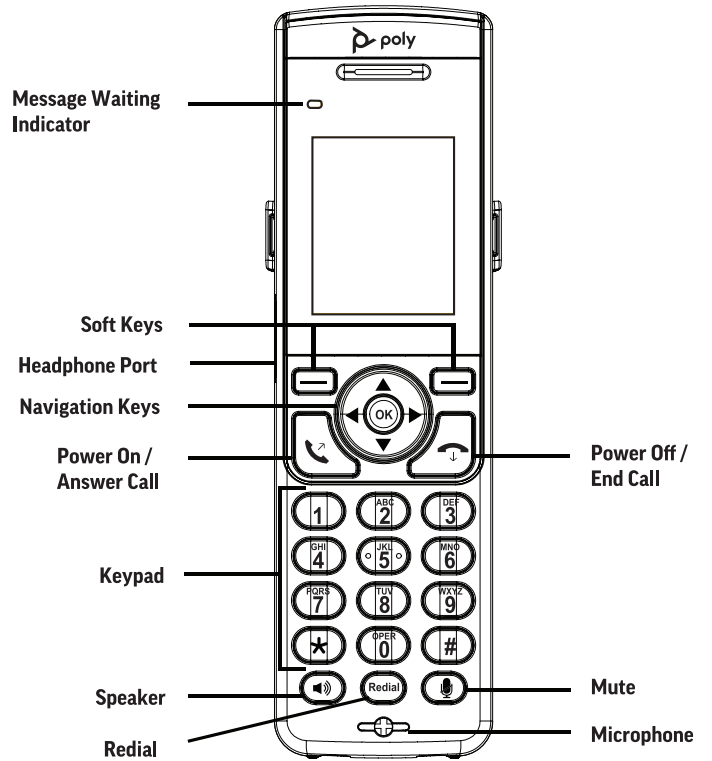
Quick Start Guide



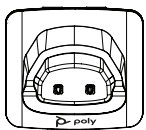
Need more information? Go to your phone's Support page at support.polycom.com.

Features

Handset



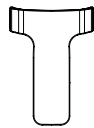
Package Contents



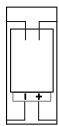
V VX D230
Handset Charger



V VX D230
Wireless Handset



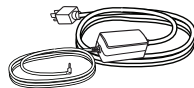
Belt Clip



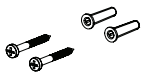
V VX D230
Battery



2.5 mm to 3.5 mm
Headset Adapter



AC Power Cord and
Adapter

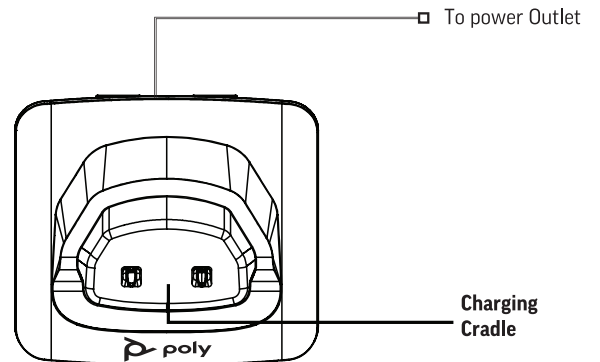


Screws and
Wall Anchors



Quick Start

Connect Cable



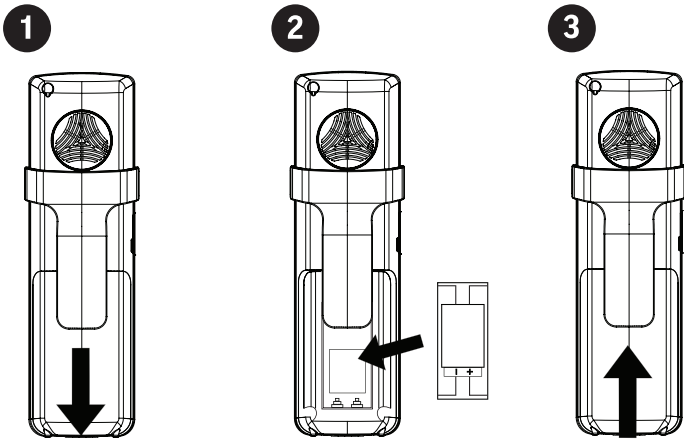
Register a V VX D230 Wireless Handset

After the V VX D230 Base Station is powered and running, you can register up to 10 wireless handsets to the base station.

To register the wireless handset with the base station:

1. On the wireless handset, go to **Menu > Settings > Registration**, then select **Register**.
2. Press and hold the **Find** button on the base station for at least five seconds. The wireless handset displays **Register to V VX-D230-XXX**, where "XXX" is a number unique to the phone.
3. Select **Yes** to confirm the registration with the base station. When the registration is successful, the screen displays **Registration Successful**.

Install Handset Battery



CAUTION: Risk of explosion if battery is replaced by an incorrect type. Dispose of used batteries according to the instructions.

For optimum performance, charge the battery for a minimum of four hours before first use.

To get a replacement AC adaptor, visit our website at support.polycom.com.

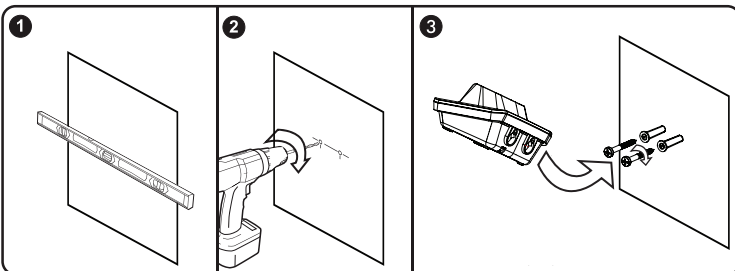
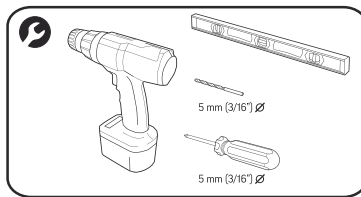
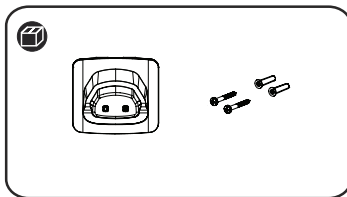
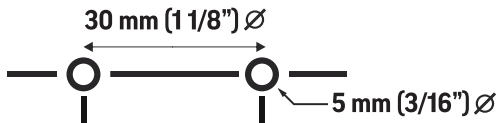
Power Adaptor Supplier Information:

TEN PAO INTERNATIONAL LTD.
MODEL NO.: S008ACM0500120

Battery Supplier Information:

YIYANG CORUN BATTERY CO., LTD.
MODEL NO.: Ni-MH 50AAA800*2

Wallmount Instructions



GETTING HELP:

For more information about installing, configuring and administering Poly products or services, go to Poly Support: support.polycom.com

Plantronics, Inc. (Poly - formerly Plantronics and Polycom)
345 Encinal Street
Santa Cruz, California
95060

Safety and Regulatory

BY USING THIS PRODUCT, YOU ARE AGREEING TO THE TERMS OF THE END USER LICENSE AGREEMENT (EULA) AT: <http://documents.polycom.com/indexes/licenses>. IF YOU DO NOT AGREE TO THE TERMS OF THE EULA, DO NOT USE THE PRODUCT, AND YOU MAY RETURN IT IN THE ORIGINAL PACKAGING TO THE SELLER FROM WHOM YOU PURCHASED THE PRODUCT.

The Terms and Conditions applicable to Polycom's Limited Warranty for this product are found at <https://support.polycom.com/content/dam/polycom-support/global/service-policies/polycom-product-warranty.pdf>

IMPORTANT SAFETY INSTRUCTIONS

When using your telephone equipment, basic safety precautions should always be followed to reduce the risk of fire, electric shock, and injury to persons, including the following: 1. Do not use this product near water, for example, near a bath tub, wash bowl, kitchen sink or laundry tub, in a wet basement, or near a swimming pool; 2. Avoid using a telephone (other than a cordless type) during an electrical storm, as there may be a remote risk of electric shock from lightning; 3. Do not use the telephone to report a gas leak in the vicinity of the leak. **SAVE THESE INSTRUCTIONS.**

IMPORTANTES MESURES DE SÉCURITÉ Certaines mesures de sécurité doivent être prises pendant l'utilisation de matériel téléphonique afin de réduire les risques d'incendie, de choc électrique et de blessures. En voici quelques-unes: 1. Ne pas utiliser l'appareil près de l'eau, p.ex. près d'une baignoire, d'un lavabo, d'un évier de cuisine, d'un bac à laver, dans un sous-sol humide ou près d'une piscine. 2. Éviter d'utiliser le téléphone (sauf s'il s'agit d'un appareil sans fil) pendant un orage électrique. Ceci peut présenter un risque de choc électrique causé par la foudre. 3. Ne pas utiliser l'appareil téléphonique pour signaler une fuite de gaz s'il est situé près de la fuite. **CONSERVER CES INSTRUCTIONS.**

The marking of nameplate and input rating is located at the bottom of the telephone. The marking instruction for using wireless handset is located at battery compartment side enclosure.

BATTERY STORAGE AND USAGE

In order to avoid battery misuse, avoid the following scenarios:

- high or low extreme temperatures that a battery can be subjected to during use, storage, or transportation; and
- low air pressure at high altitude
- replacement of a battery with an incorrect type that can defeat a safeguard;
- disposal of a battery into fire or a hot oven, or mechanically crushing or cutting of a battery, that can result in an explosion;
- leaving a battery in an extremely high temperature environment that can result in an explosion or the leakage of flammable liquid or gas;
- a battery subjected to extremely low air pressure that may result in an explosion or the leakage of flammable liquid or gas.

Warning! The product detailed (ITE) in this document is to be connected only to PoE networks without routing to the outside plant.

CE

Herby, Polycom (Netherlands) B.V. declares that the DECT IP Phone, Poly VVX D230 is in compliance with Directive 2014/53/EU. The full text of the EU declaration of conformity is available within the Regulatory Guide located at the following internet address: http://support.polycom.com/content/support/North_America/USA/en/support/voice.html

VVX D230 Radio Operating Frequency band: 1881.792-1897.344MHz. Max radio-frequency power transmitted in the frequency band in which the radio equipment operates: <250mW

SAR: Highest reported SAR: 1g Head 0.085 W/kg, 1g Body Worn 0.145 W/kg

For pluggable equipment, the socket-outlet (power adaptor) shall be installed near the equipment and shall be easily accessible.

FCC PART 15

Privacy of communications may not be ensured when using this telephone.

Warning: Changes or modifications to this equipment not expressly approved by the party responsible for compliance could void the user's authority to operate the equipment.

This device complies with Part 15 of the FCC Rules. Operation is subject to the following two conditions:

- (1) This device may not cause harmful interference, and
- (2) This device must accept any interferences received, including interference that may cause undesired operation.

Caution: To maintain the compliance with the FCC's RF exposure guideline, place the base unit at least 20 cm from nearby persons. For body worn operation, this handset has been tested and meets the FCC RF exposure guidelines when used with the accessories supplied or designated for this product. Use of other accessories may not ensure compliance with FCC RF exposure guidelines.

NOTE: This equipment has been tested and found to comply with the limits for a Class B digital device, pursuant to part 15 of the FCC Rules. These limits are designed to provide reasonable protection against harmful interference in a residential installation. This equipment generates, uses and can radiate radio frequency energy and, if not installed and used in accordance with the instructions, may cause harmful interference to radio communications. However, there is no guarantee that interference will not occur in a particular installation. If this equipment does cause harmful interference to radio or television reception, which can be determined by turning the equipment off and on, the user is encouraged to try to correct the interference by one or more of the following measures: Reorient or relocate the receiving antenna; Increase the separation between the equipment and receiver; Connect the equipment into an outlet on a circuit different from that to which the receiver is connected; or Consult the dealer or an experienced radio/TV technician for help.

AC adaptor with Ferrite Core must be used with this equipment to ensure compliance with the Class B FCC limits. In accordance with Part 15 of the FCC Rules, the user is cautioned that any changes or modifications not expressly approved by Polycom, Inc. could void the user's authority to operate the equipment.

Operating Ambient Conditions: Operating temperature: +32 to 104°F (0 to 40°C);

Relative humidity: 5% to 95%, noncondensing; Storage temperature: -40 to +160°F (-40 to +70°C).

Installation must be performed in accordance with all relevant national wiring rules. L'installation doit être exécutée conformément à tous les règlements nationaux applicables au filage électrique.

The outlet to which this apparatus is connected must be installed near the equipment and must always be readily accessible. La prise électrique à laquelle l'appareil est branché doit être installée près de l'équipement et doit toujours être facilement accessible.

This Class [B] digital apparatus complies with Canadian ICES-003. Cet appareil numérique de la classe [B] sera conforme à la norme NMB-003 du Canada.

To avoid electric shock, do not connect safety extra low voltage (SELV) circuits to teleconference station network (TNV) circuits. LAN ports contain SELV circuit, and WAN ports contain TNV circuits. Some LAN and WAN ports both use RJ-45 connectors. Use caution when connecting cables.

This product is rated 5V DC, 1.2A. When used with the optional external power supply (S008ACM0500120, or similar rated PSU), the power supply shall be a Listed power supply with a LPS output, rated 5V, min. 1.2A.

Hearing Aid Compatibility (HAC): This device is hearing aid compatible.

Australia Warning: This equipment will be inoperable when mains power fails.

Radiation Exposure Statement: The antenna used for this transmitter must be installed to provide a separation distance of at least 20 centimeters from all persons and must not be co-located or operating in conjunction with any other antenna or transmitter. This portable device with its antenna complies with FCC's RF radiation exposure limits set forth for an uncontrolled environment. To maintain compliance, this transmitter must not be co-located or operating in conjunction with any other antenna or transmitter. FCC ID: M72-VVXD230

IC RF

This product meets the applicable Innovation, Science, and Economic Development Canada Technical specifications. This device contains license-exempt transmitter(s)/receiver(s) that comply with Innovation, Science, and Economic Development Canada's license-exempt RSS(s). Operation is subject to the following two conditions: 1) This device may not cause interference, and 2) This device must accept any interference, including interference that may cause undesired operation of the device.

Caution: To maintain the compliance with the Industry Canada's RF exposure guideline, place the base unit at least 20 cm from nearby persons. For body worn operation, this handset has been tested and meets the Industry Canada RF exposure guidelines when used with the accessories supplied or designated for this product. Use of other accessories may not ensure compliance with Industry Canada RF exposure guidelines. IC: 1849C-VVXD230

Privacy of communications may not be ensured when using this telephone.

FCC PART 68 AND ACTA

This equipment complies with Part 68 of the FCC rules and with technical requirements adopted by the Administrative Council for Terminal Attachments (ACTA). The label on the back or bottom of this equipment contains, among other things, a products identifier in the format US:AAAEQ#TXXXX. This identifier must be provided to your telephone service provider upon request.

The plug and jack used to connect this equipment to premises wiring and the telephone network must comply with the applicable Part 68 rules and technical requirements adopted by ACTA. A compliant telephone cord and modular plug is provided with this product. It is designed to be connected to a compatible modular jack that is also compliant. An RJ45 jack should normally be used for connecting to DECT IP Phone. See Installation Instructions in the user's manual.

This equipment may not be used with Party Lines. If you have specially wired alarm dialing equipment connected to your telephone line, ensure the connection of this equipment does not disable your alarm equipment. If you have questions about what will disable the alarm equipment, consult your telephone service provider or a qualified installer.

If this equipment is malfunctioning, it must be unplugged from the modular jack until the problem has been corrected. Repairs to this telephone equipment can only be made by the manufacturer or its authorized agents. For repair procedures, follow the instructions outlined under the Limited Warranty.

If this equipment is causing harm to the telephone network, the telephone service provider may temporarily discontinue your telephone service. The telephone service provider is required to notify you before interrupting service. If advance notice is not practical, you will be notified as soon as possible. You will be given the opportunity to correct the problem and the telephone service provider is required to inform you of your right to file a complaint with the FCC. Your telephone service provider may make changes in its facilities, equipment, operation, or procedures that could affect the proper functioning of the product. The telephone service provider is required to notify you if such changes are planned.

If this product is equipped with a corded or cordless handset, it is hearing aid compatible.

If this product has memory dialing locations, you may choose to store emergency telephone number (e.g., police, fire, medical) in these locations. If you do store or test emergency numbers, please:

- Remain on the line and briefly explain the reason for the call before hanging up.
- Perform such activities in off-peak hours, such as early morning or late evening.



Polycom (Netherlands) B.V.
Scorpius 171
2132 LR Hoofddorp
The Netherlands



© 2020 Plantronics, Inc. All right reserved. Poly and the propeller design are trademarks of Plantronics, Inc. All other trademarks are the property of their respective owners.



3725-49218-0018